

21<sup>st</sup> January, 2016

To,  
BSE Limited  
Phiroze Jeejeebhoy Towers,  
Dalal Street,  
Mumbai – 400 001.  
Script code: 513269

National Stock Exchange of India Limited  
Exchange Plaza,  
Bandra Kurla Complex,  
Bandra (E), Mumbai-400 051  
Script code: MANINDS

Dear Sir/Madam,

**Sub: Shareholding Pattern under Regulation 31(1)(b) of SEBI (Listing Obligations and Disclosure Requirements) Regulations, 2015 for the Quarter Ended December 31, 2015.**

In compliance of Regulation 31(1)(b) of Securities and Exchange Board of India (Listing Obligations and Disclosure Requirements) Regulations, 2015, we submit herewith the Shareholding Pattern of the Company for the quarter ended **December 31, 2015**.

Kindly acknowledge the receipt and take the same on your records.

Thanking you,

Yours faithfully,  
For Man Industries (India) Limited



**Shashank Belkhede**  
VP- Legal & Company Secretary




**Shareholding Pattern under Regulation 31 of SEBI (Listing Obligations and Disclosure Requirements) Regulations, 2015**

1	Name of Listed Entity: Man Industries (India) Limited
2	Scrip Code/Name of Scrip/Class of Security: 513269/MANINDS/EQUITY
3	Share Holding Pattern Filed under: Reg. 31(1)(a)/Reg. 31(1)(b)/Reg.31(1)(c)
a.	If under 31(1)(b) then indicate the report for Quarter ending: DECEMBER 31, 2015
b.	If under 31(1)(c) then indicate date of allotment/extinguishment
4	Declaration: The Listed entity is required to submit the following declaration to the extent of submission of information:-

Particulars	Yes*	No*
1 Whether the Listed Entity has issued any partly paid up shares?		No
2 Whether the Listed Entity has issued any Convertible Securities or Warrants?		No
3 Whether the Listed Entity has any shares against which depository receipts are issued?		No
4 Whether the Listed Entity has any shares in locked-in?		No
5 Whether any shares held by promoters are pledge or otherwise encumbered?	Yes	


\* If the Listed Entity selects the option 'No' for the questions above, the columns for the partly paid up shares, Outstanding Convertible Securities/Warrants, depository receipts, locked-in shares, No of shares pledged or otherwise encumbered by promoters, as applicable, shall not be displayed at the time of dissemination on the Stock Exchange website. Also wherever there is 'No' declared by Listed Entity in above table the values will be considered as 'Zero' by default on submission of the format of holding of specified securities.



**Man Industries (India) Limited**

**Table I - Summary Statement holding of specified securities**

Category	Category of shareholder	Number of shareholders	No. of fully paid up equity shares held	No. of partly paid-up equity shares held	No. of shares underlying Depositor Receipts	Total nos. shares held	Shareholding as a % of total no. of shares (calculate as per SCRR, 1957)	Number of Voting Rights held in each class of securities			No. of Shares Underlying Outstanding convertible securities (including securities (XII))	Shareholding, as a % assuming full conversion of convertible securities (XII)	Number of Locked in shares		Number of Shares pledged or otherwise encumbered		Number of equity shares held in dematerialised form
								No of Voting Rights	Total as a % of (A+B+C)	Class eg: X			Class eg: Y	Total	No. (a)	As a % of total Shares held (b)	
(I)	(II)	(III)	(IV)	(V)	(VI)	(VII) = (IV)+(V)+(VI)	(VIII) As a % of (A+B+CZ)	(IX)	(X)	(XI)	(XII)	(XIII)	(XIV)				
(A)	Promoter & Promoter Group	12	31526809	0	0	31526809	55.2104	0	0	55.2104	0	0.0000	20138624	63.8777	31526809		
(B)	Public	24182	25576246	0	0	25576246	44.7896	0	0	44.7896	0	0.0000	NA	NA	24132878		
(C)	Non Promoter - Non Public	0	0	0	0	0	0.0000	0	0	0.0000	0	0.0000	NA	NA	0		
(C1)	Shares Underlying DRs	0	0	0	0	0	0.0000	0	0	0.0000	0	0.0000	NA	NA	0		
(C2)	Shares Held By Employee Trust	0	0	0	0	0	0.0000	0	0	0.0000	0	0.0000	NA	NA	0		
	Total	24194	57103055	0	0	57103055	100.0000	0	0	100.0000	0	0.0000	20138624	35.2671	55659687		



**Man Industries (India) Limited**


**Table II - Statement showing shareholding pattern of the Promoter and Promoter Group**

Category & Name of the shareholders	PAN	Nos. of shareholders	No. of fully paid up equity shares held	Partly paid-up equity shares held	No. of shares underlying Depository Receipts	Total nos. shares held (VII) = (IV)+(V)+(VI)	Shareholding % as per SCRR, 1957 As a % of (A+B+C)	Number of Voting Rights held in each class of securities			No. of Shares Underlying Outstanding convertible securities (including Warrants) (X) (VII)+(X)	Shareholding, as a % assuming full conversion of convertible securities (VII)+(X) (A+B+C)	Number of Locked in Shares (b)	As a % of total Shares held(b)	Number of Shares pledged or otherwise encumbered (a)	As a % of total Shares held(b)	Number of equity shares held in dematerialised form
								No of Voting Rights	Total as a % of (A+B+C)	Class eg: X Class eg: Y Total							
(i)	(ii)	(iii)	(iv)	(v)	(vi)	(vii)	(viii)	(ix)	(x)	(xi)	(xii)	(xiii)	(xiv)				
<b>1 Indian</b>																	
<b>Individuals / Hindu Undivided Family</b>																	
Rameshchandra Mansukhani	AAAFM2146H	7	22010791	0	0	22010791	38.5457	0	22010791	38.5457	0	0.0000	0	0.0000	14061624	63.8851	22010791
Jagdishchandra Jhamakal	AAAFM2146H	4	10822619	0	0	10822619	18.9528	0	10822619	18.9528	0	0.0000	0	0.0000	5890590	54.4285	10822619
Mansukhani	AAAFM2147G	3	8901288	0	0	8901288	15.5881	0	8901288	15.5881	0	0.0000	0	0.0000	7266034	81.6290	8901288
Nikhil Rameshchandra Mansukhani	AAAFM2145E	2	1250000	0	0	1250000	2.1890	0	1250000	2.1890	0	0.0000	0	0.0000	0	0.0000	1250000
Deepadevi Rameshchandra Mansukhani	AAAFM2144A	1	905604	0	0	905604	1.5859	0	905604	1.5859	0	0.0000	0	0.0000	905000	99.9333	905604
Rameshchandra Mansukhani	AAAFM2141R	1	72200	0	0	72200	0.1264	0	72200	0.1264	0	0.0000	0	0.0000	0	0.0000	72200
Jagdish Jhamakal Mansukhani	AAAH2339H	2	57500	0	0	57500	0.1007	0	57500	0.1007	0	0.0000	0	0.0000	0	0.0000	57500
Anita Jagdishchand Mansukhani	AAAFM2143H	1	1580	0	0	1580	0.0028	0	1580	0.0028	0	0.0000	0	0.0000	0	0.0000	1580
<b>Central Government / State Government(s)</b>		0	0	0	0	0	0.0000	0	0	0.0000	0	0.0000	0	0.0000	0	0.0000	0
<b>Financial Institutions / Banks</b>		0	0	0	0	0	0.0000	0	0	0.0000	0	0.0000	0	0.0000	0	0.0000	0
<b>Any Other (Specify)</b>		4	9312589	0	0	9312589	16.3084	0	9312589	16.3084	0	0.0000	0	0.0000	5877000	63.1081	9312589
<b>Bodies Corporate</b>		4	9312589	0	0	9312589	16.3084	0	9312589	16.3084	0	0.0000	0	0.0000	5877000	63.1081	9312589
Man Finance Private Limited	AAAFM2146R	2	6080000	0	0	6080000	10.6474	0	6080000	10.6474	0	0.0000	0	0.0000	3600000	59.2105	6080000
Man Global Ltd	AAAFM2146R	1	1845012	0	0	1845012	3.2310	0	1845012	3.2310	0	0.0000	0	0.0000	1845000	99.9993	1845012
Man Steel And Power Limited	AAAFM2146R	2	736022	0	0	736022	1.2889	0	736022	1.2889	0	0.0000	0	0.0000	0	0.0000	736022
Jpa Solutions Private limited	AAAFM2146R	1	651555	0	0	651555	1.1410	0	651555	1.1410	0	0.0000	0	0.0000	432000	66.3039	651555
<b>Sub Total (A)(1)</b>		11	31323380	0	0	31323380	54.8541	0	31323380	54.8541	0	0.0000	0	0.0000	19938624	63.6541	31323380
<b>2 Foreign</b>																	
<b>Individuals (Non-Resident)</b>																	
Individuals / Foreign Individuals		1	203429	0	0	203429	0.3562	0	203429	0.3562	0	0.0000	0	0.0000	200000	98.3144	203429
Priyal Mansukhani	AUDPM9949B	1	203429	0	0	203429	0.3562	0	203429	0.3562	0	0.0000	0	0.0000	200000	98.3144	203429
<b>Government</b>		0	0	0	0	0	0.0000	0	0	0.0000	0	0.0000	0	0.0000	0	0.0000	0
<b>Institutions</b>		0	0	0	0	0	0.0000	0	0	0.0000	0	0.0000	0	0.0000	0	0.0000	0
<b>Foreign Portfolio Investor</b>		0	0	0	0	0	0.0000	0	0	0.0000	0	0.0000	0	0.0000	0	0.0000	0
<b>Any Other (Specify)</b>		0	0	0	0	0	0.0000	0	0	0.0000	0	0.0000	0	0.0000	0	0.0000	0
<b>Sub Total (A)(2)</b>		1	203429	0	0	203429	0.3562	0	203429	0.3562	0	0.0000	0	0.0000	200000	98.3144	203429
<b>Total Shareholding Of Promoter And Promoter Group (A) = (A)(1)+(A)(2)</b>		12	31526809	0	0	31526809	55.2104	0	31526809	55.2104	0	0.0000	0	0.0000	20138624	63.8778	31526809

Details of Shares which remain unclaimed may be given hear along with details such as number of shareholders, outstanding shares held in demat/unclaimed suspense account, voting rights which are frozen etc.

Note:

- (1) PAN would not be displayed on website of Stock Exchanges
- (2) The term 'Encumbrance' has the same meaning as assigned under regulation 28(3) of SEBI (Substantial Acquisition of Shares and Takeovers) Regulations, 2011.



**Man Industries (India) Limited**

**Table III - Statement showing shareholding pattern of the Public shareholder**

Category & Name of the shareholders	PAN	(i) Nos. of shareholders	(ii) No. of fully paid up equity shares held	(iii) Partly paid-up equity shares held	(iv) No. of shares underlying Depository Receipts	(v) Total nos. shares held	(vi) Shareholding % as per SCRR, 1957 As a % of (A+B+C2)	(vii) Number of Voting Rights held in each class of securities		(viii) No. of Shares Underlying Outstanding convertible securities (including securities assuming full conversion of convertible securities) (X) = (VII)+(X)+(XII)+(XIII)	(ix) Number of Locked in shares		(x) Number of Shares pledged or otherwise encumbered		Number of equity shares held in dematerialised form	
								(A) No. of Voting Rights	(B) % of (A+B+C)		(a) No. (a)	(b) As a % of total Shares held(b)	(a) No. (a)	(b) As a % of total Shares held(b)		
1 Institutions																
(a) Mutual Fund		4	8600	0	0	8600	0.0151	8600	0	0.0151	0	0.0000	NA	NA	200	
(b) Venture Capital Funds		0	0	0	0	0	0.0000	0	0	0.0000	0	0.0000	NA	NA	0	
(c) Alternate Investment Funds		0	0	0	0	0	0.0000	0	0	0.0000	0	0.0000	NA	NA	0	
(d) Foreign Venture Capital Investors		0	0	0	0	0	0.0000	0	0	0.0000	0	0.0000	NA	NA	0	
(e) Foreign Portfolio Investor		2	346215	0	0	346215	0.6063	346215	0	0.6063	0	0.0000	NA	NA	0	
(f) Financial Institutions / Banks		8	58427	0	0	58427	0.1023	58427	0	0.1023	0	0.0000	NA	NA	346215	
(g) Insurance Companies		2	265801	0	0	265801	0.4655	265801	0	0.4655	0	0.0000	NA	NA	53027	
(h) Provident Funds/ Pension Funds		0	0	0	0	0	0.0000	0	0	0.0000	0	0.0000	NA	NA	265801	
(i) Any Other (Specify)		7	3216844	0	0	3216844	5.6334	3216844	0	5.6334	0	0.0000	NA	NA	0	
Foreign Institutional Investors		7	3216844	0	0	3216844	5.6334	3216844	0	5.6334	0	0.0000	NA	NA	3216844	
Orange Mauritius Investments Limited	AABCC0594R		2541462	0	0	2541462	4.4507	2541462	0	4.4507	0	0.0000	NA	NA	2541462	
Sub Total (B)(1)		23	3895887	0	0	3895887	6.8226	3895887	0	6.8226	0	0.0000	NA	NA	3895887	
Central Government/ State Government(s)/ President of India																
2 India																
Sub Total (B)(2)		0	0	0	0	0	0.0000	0	0	0.0000	0	0.0000	NA	NA	0	
3 Non-Institutions																
(a) Individuals																
i. Individual shareholders holding nominal share capital up to Rs. 2 lakhs.		22452	9455689	0	0	9455689	16.5590	9455689	0	16.5590	0	0.0000	NA	NA	8158921	
ii. Individual shareholders holding nominal share capital in excess of Rs. 2 lakhs.		20	1881847	0	0	1881847	3.2955	1881847	0	3.2955	0	0.0000	NA	NA	1881847	
(b) NBFCs registered with RBI		0	0	0	0	0	0.0000	0	0	0.0000	0	0.0000	NA	NA	0	
(c) Employee Trusts		0	0	0	0	0	0.0000	0	0	0.0000	0	0.0000	NA	NA	0	
(d) Overseas Depositories (holding DRs) [balancing figure]		0	0	0	0	0	0.0000	0	0	0.0000	0	0.0000	NA	NA	0	
(e) Any Other (Specify)		1687	10342823	0	0	10342823	18.1126	10342823	0	18.1126	0	0.0000	NA	NA	10210023	
Hindu Undivided Family		514	867057	0	0	867057	1.5184	867057	0	1.5184	0	0.0000	NA	NA	867057	
Foreign Companies		1	1818181	0	0	1818181	3.1840	1818181	0	3.1840	0	0.0000	NA	NA	1818181	
Kobe Steel Ltd	AADCIX9859M		1818181	0	0	1818181	3.1840	1818181	0	3.1840	0	0.0000	NA	NA	1818181	
Non Resident Indians (Non Repat)		65	68562	0	0	68562	0.1201	68562	0	0.1201	0	0.0000	NA	NA	68562	
Non Resident Indians (Repat)		284	430537	0	0	430537	0.7540	430537	0	0.7540	0	0.0000	NA	NA	430537	
Directors Relatives PAC		2	2361511	0	0	2361511	4.1355	2361511	0	4.1355	0	0.0000	NA	NA	2361511	
Heena Vinay Kalantri	AACPIM2144F		2329061	0	0	2329061	4.0787	2329061	0	4.0787	0	0.0000	NA	NA	2329061	



Clearing Member	383	1004261	0	0	1004261	1,7587	1004261	0	1004261	1,7587	0	1,7587	0	0.0000	NA	1004261
Bodies Corporate	438	3792714	0	0	3792714	6,6419	3792714	0	3792714	6,6419	0	6,6419	0	0.0000	NA	3792714
Sub Total (B)(3)	24159	21680359	0	0	21680359	37,9671	21680359	0	21680359	37,9671	0	37,9671	0	0.0000	NA	20250791
Total Public Shareholding (B)= (B)(1)+(B)(2)+(B)(3)	24182	25576246	0	0	25576246	44,7896	25576246	0	25576246	44,7896	0	44,7896	0	0.0000	NA	24132878


Details of the shareholders acting as persons in Concert including their Shareholding (No. and %):  
Details of Shares which remain unclaimed may be given hear along with details such as number of shareholders, outstanding shares held in demat/unclaimed suspense account, voting rights which are frozen etc.

Note:

(1) PAN would not be displayed on website of Stock Exchange(s).

(2) The above format needs to be disclosed along with the name of following persons: Institutions/Non Institutions holding more than 1% of total number of shares

(3) W.r.t. the information pertaining to Depository Receipts, the same may be disclosed in the respective columns to the extent information available and the balance to be disclosed as held by custodian.



**Man Industries (India) Limited**

**Table IV - Statement showing shareholding pattern of the Non Promoter- Non Public shareholder**

Category & Name of the shareholders	PAN	Nos. of sharehold- ers	No. of fully paid up equity shares held	Partly paid-up equity shares held	No. of shares underlying Depository Receipts	Total nos. shares held	Sharehold- ing % calculated as per SCRR, 1957 As a % of (A+B+C2)	Number of Voting Rights held in each class of securities			No. of Underlyin- g Shares Outstanding convertible securities (including securities (X))= (VII)+(X) As a % of (A+B+C2)	Sharehold- ing % assuming full conversion of convertible securities (XI)= (VII)+(X) As a % of (A+B+C2)	Number of Locked in shares	Number of Shares pledged or otherwise encumbered		Number of equity shares held in dematerialise d form	
								No of Voting Rights	Total % of (A+B+C)	No. (a)				As a % of total Shares held(b)	No. (a)		As a % of total Shares held(b)
(i)		(iii)	(iv)	(v)	(vi)	(vii) = (iv)+(v)+(vi)	(viii) As a % of (A+B+C2)	(ix)	(x)	(xi)	(xii)	(xiii)	(xiv)				
1 Custodian/DR Holder		0	0	0	0	0	0.0000	0	0	0	0.0000	0	0	0	0.0000	NA	0
Employee Benefit Trust (under SEBI (Share based Employee Benefit) Regulations, 2014)		0	0	0	0	0	0.0000	0	0	0	0.0000	0	0	0	0.0000	NA	0
Total Non-Promoter- Non Public Shareholding (C) = (C1)+(C)2		0	0	0	0	0	0.0000	0	0	0	0.0000	0	0	0	0.0000	NA	0

Note:

- (1) PAN would not be displayed on website of Stock Exchange(s).
- (2) The above format needs to disclose name of all holders holding more than 1% of total number of shares
- (3) W.r.t. the information pertaining to Depository Receipts, the same may be disclosed in the respective columns to the extent information available

