



I(a) Statement Shareholding Pattern			
Name of the Company : Man Industries (India) Limited			
Scrip Code: 513269 Scrip Name: MANINDS		Class of Security: EQUITY	
AS ON: SEPTEMBER 30, 2015			
Partly Paid-up shares	No. of Partly Paid-up shares	As a % of total no. of Partly paid-up shares	As a % of total no. of shares of the Company
Held by promoter/Promoter group	0	0	0
Held by public	0	0	0
Total	0	0	0
Outstanding convertible securities	No. of Outstanding securities	As a % of total No. of Outstanding convertible securities	As a % of total No. of shares of the company, assuming full conversion of the convertible securities
Held by promoter/Promoter group	0	0	0
Held by Public	0	0	0
Total	0	0	0
Warrants	No. of Warrants	As a % of total no. of warrants	As a % of total No. of shares of the company, assuming full conversion of the convertible securities
Held by promoter/Promoter group	0	0	0
Held by Public	0	0	0
Total	0	0	0
Total paid-up capital of the company, assuming full conversion of warrants and convertible securities	Rs. 28,55,15,275/- (5,71,03,055 Equity Shares of Rs. 5/- each)		

1/10



Statement Showing Shareholding Pattern

Category code	Category of Shareholder	Number of Shareholders	Table (I)(a)		Total shareholding as a percentage of total number of shares		Shares Pledged or otherwise encumbered	
			Total number of shares	Number of shares held in dematerialized form	As a percentage of (A+B) ¹	As a percentage of (A+B+C)	Number of shares	As a percentage
(I)	(II)	(III)	(IV)	(V)	(VI)	(VII)	(VIII)	(IX) = (VIII)/(IV)*100
(A)	Shareholding of Promoter and Promoter Group²							
1	Indian							
(a)	Individuals/ Hindu Undivided Family	7	22367786	22367786	39.17	39.17	14497734	64.82
(b)	Central Government/ State Government(s)							
		0	0	0	0.00	0.00	0	0.00
(c)	Bodies Corporate	4	7768451	7768451	13.60	13.60	2467000	31.76
(d)	Financial Institutions/ Banks	0	0	0	0.00	0.00	0	0.00
(e)	Any Others (Specify)	0	0	0	0.00	0.00	0	0.00
	Sub Total(A)(1)	11	30136237	30136237	52.78	52.78	16964734	56.29
2	Foreign							
a	Individuals (Non-Residents Individuals/ Foreign Individuals)	1	215979	215979	0.38	0.38	200000	92.60
b	Bodies Corporate	0	0	0	0.00	0.00	0	0.00
c	Institutions	0	0	0	0.00	0.00	0	0.00
d	Qualified Foreign Investor	0	0	0	0.00	0.00	0	0.00
e	Any Others (Specify)	0	0	0	0.00	0.00	0	0.00
	Sub Total(A)(2)	1	215979	215979	0.38	0.38	200000	92.60
	Total Shareholding of Promoter and Promoter Group (A)= (A)(1)+(A)(2)	12	30352216	30352216	53.15	53.15	17164734	56.55
(B)	Public shareholding							
1	Institutions							
(a)	Mutual Funds/ UTI	4	8600	200	0.02	0.02	0	0.00
(b)	Financial Institutions / Banks	8	23498	18098	0.04	0.04	0	0.00
(c)	Central Government/ State Government(s)							
		0	0	0	0.00	0.00	0	0.00
(d)	Venture Capital Funds	0	0	0	0.00	0.00	0	0.00
(e)	Insurance Companies	2	265801	265801	0.47	0.47	0	0.00
(f)	Foreign Institutional Investors	9	3471323	3471323	6.08	6.08	0	0.00
(g)	Foreign Venture Capital Investors	0	0	0	0.00	0.00	0	0.00
(h)	Qualified Foreign Investor	0	0	0	0.00	0.00	0	0.00
(i)	Any Other (specify)	0	0	0	0.00	0.00	0	0.00
	Sub-Total (B)(1)	23	3769222	3755422	6.60	6.60	0	0.00
B 2	Non-institutions							
(a)	Bodies Corporate	441	5885702	5876202	10.31	10.31	0	0.00
(b)	Individuals							
I	Individuals -i. Individual shareholders holding nominal share capital up to Rs 1 lakh	21042	8890002	7585134	15.57	15.57	0	0.00
II	ii. Individual shareholders holding nominal share capital in excess of Rs. 1 lakh.	48	2661725	2661725	4.66	4.66	0	0.00
(c)	Qualified Foreign Investor	0	0	0	0.00	0.00	0	0.00
(d)	Any Other (specify)							
(d-i)	Trusts	0	0	0	0.00	0.00	0	0.00
(d-ii)	Clearing Members	216	849709	849709	1.49	1.49	0	0.00
(d-iii)	Director / Relatives	1	2361511	2361511	4.14	4.14	0	0.00
(d-iv)	Foreign Portfolio Investor (Corporate)	1	32000	32000	0.06	0.06	0	0.00
(d-v)	Employee	0	0	0	0.00	0.00	0	0.00
(d-vi)	Non-Resident Indians (Repat)	259	406608	282208	0.71	0.71	0	0.00
(d-vii)	Non-Resident Indians (Non Repat)	61	76179	76179	0.13	0.13	0	0.00
(d-viii)	Foreign Companies	1	1818181	1818181	3.18	3.18	0	0.00
	Sub-Total (B)(2)	22070	22981617	21542849	40.25	40.25	0	0.00
(B)	Total Public Shareholding (B)= (B)(1)+(B)(2)	22093	26750839	25298271	46.85	46.85	0	0.00
	TOTAL (A)+(B)	22105	57103055	55650487	100.00	100.00	17164734	30.06
(C)	Shares held by Custodians and against which Depository Receipts have been issued							
1	Promoter and Promoter Group	0	0	0	0	0	0	0.00
2	Public	0	0	0	0	0	0	0.00
	Sub-Total (C)	0	0	0	0	0	0	0.00
	GRAND TOTAL (A)+(B)+(C)	22105	57103055	55650487	100.00	100.00	17164734	30.06



Sr.No	Notes
1	
	For determining public shareholding for the purpose of Clause 40A
2	
	For definitions of "Promoter" and "Promoter Group", refer to Clause 40A
3	
	For definitions of "Public Shareholding", refer to Clause 40A
4	
5	
6	
7	
8	
9	

3/10



Man Industries (India) Limited

(i)(b) STATEMENT SHOWING HOLDING OF SECURITIES (INCLUDING SHARES, WARRANTS, CONVERTIBLE SECURITIES) OF PERSONS BELONGING TO THE CATEGORY 'PROMOTER AND PROMOTER GROUP AS ON 30.09.2015'

SR. NO.	NAME OF THE SHAREHOLDER	DETAILS OF SHARES HELD			ENCUMBERED SHARES			DETAILS OF WARRANTS			DETAILS OF CONVERTIBLE SECURITIES		Total shares (including underlying shares assuming full conversion of warrants and convertible securities) as a % of diluted share capital (XII)
		No. of Shares held (III)	As a % of Grand Total (A)+(B)+(C) (IV)	No. (V)	As a percentage (VI)=(V)/(III)*100	AS A % OF GRAND TOTAL (A)+(B)+(C) OF SUB-CLAUSE(I)(a) (VII)	No. of warrants held (VIII)	As a % total number of warrants of the same class (IX)	No. of convertible securities held (X)	As % of total number of convertible securities of the same class (XI)			
1	RAMESHCHANDRA MANSUKHANI (AACPM2146H)	10822614	18.95	5374700	49.66	9.41	0	0.00	0	0	0	18.95	
2	JAGDISHCHANDRA JHAMAKLAL MANSUKHANI (AACPM2147G)	9258288	16.21	8218034	88.76	14.39	0	0.00	0	0	0	16.21	
3	MAN FINANCE LTD (AAHCM6681R)	4400000	7.71	0	0.00	0.00	0	0.00	0	0	0	7.71	
4	MAN GLOBAL LTD (AACCM2980J)	1845012	3.23	1845000	100.00	3.23	0	0.00	0	0	0	3.23	
5	NIKHIL RAMESHCHANDRA MANSUKHANI (AACPM2145E)	1250000	2.19	0	0.00	0.00	0	0.00	0	0	0	2.19	
6	DEEPADEVI RAMESHCHANDRA MANSUKHANI (AAHPM0924A)	905604	1.59	905000	99.93	1.58	0	0.00	0	0	0	1.59	
7	JPA SOLUTIONS PRIVATE LIMITED (AABCJ7151K)	689048	1.21	622000	90.27	1.09	0	0.00	0	0	0	1.21	
8	MAN STEEL AND POWER LTD (AAECMT7199K)	834391	1.46	0	0.00	0.00	0	0.00	0	0	0	1.46	
9	PRIYAL MANSUKHANI (AUDPM9949B)	215979	0.38	200000	92.60	0.35	0	0.00	0	0	0	0.38	
10	RAMESHCHANDRA MANSUKHANI (AAHR4418R)	72200	0.13	0	0.00	0.00	0	0.00	0	0	0	0.13	
11	JAGDISH JAMAKLAL MANSUKHANI (AAAHJ2339H)	57500	0.10	0	0.00	0.00	0	0.00	0	0	0	0.10	
12	ANITA JAGDISHCHAND MANSUKHANI (AAHPM0923H)	1580	0.00	0	0.00	0.00	0	0.00	0	0	0	0.00	
	Total :	30352216	53.15	17164734	56.55	30.06	0	0.00	0	0	0	53.15	

4/10



Man Industries (India) Limited

(1)(C)(i) STATEMENT SHOWING HOLDING OF SECURITIES (INCLUDING SHARES, WARRANTS, CONVERTIBLE SECURITIES) OF PERSONS BELONGING TO THE CATEGORY 'PUBLIC' AND HOLDING MORE THAN 1% OF THE TOTAL NUMBER OF SHARES

AS ON 30.09.2015

SR. NO.	NAME(S) OF THE SHAREHOLDER	NUMBER OF SHARES HELD	SHARES AS A PERCENTAGE OF TOTAL NUMBER OF SHARES {i.e. GRAND TOTAL (A)+(B)+(C) INDICATED IN STATEMENT AT PARA (1)(a) ABOVE }	NUMBER OF WARRANTS HELD	AS A % TOTAL NUMBER OF WARRANTS OF THE SAME CLASS	NUMBER OF CONVERTIBLE SECURITIES HELD	% W.R.T TOTAL NO. OF CONVERTIBLE SECURITIES OF THE SAME CLASS	TOTAL SHARES (INCLUDING UNDERLYING SHARES ASSUMING FULL CONVERSION OF WARRANTS AND CONVERTIBLE SECURITIES) AS A % OF DILUTED SHARE CAPITAL
1	ORANGE MAURITIUS INVESTMENTS LIMITED	2541462	4.45	0	0	0	0	4.45
2	HEENA VINAY KALANTRI	2361511	4.14	0	0	0	0	4.14
3	MANGAL KESHAV CAPITAL LTD.	2234034	3.91	0	0	0	0	3.91
4	KOBEL STEEL LTD	1818181	3.18	0	0	0	0	3.18
	Total :	8955188	15.68	0	0	0	0	15.68

5/10



Man Industries (India) Limited

(I)(C)(II) STATEMENT SHOWING HOLDING OF SECURITIES (INCLUDING SHARES, WARRANTS, CONVERTIBLE SECURITIES) OF PERSONS (TOGETHER WITH PAC) BELONGING TO THE CATEGORY 'PUBLIC AND HOLDING MORE THAN 5% OF THE TOTAL NUMBER OF SHARES OF THE COMPANY AS ON 30.09.2015

SR. NO.	NAME(S) OF THE SHAREHOLDER(S) AND THE PERSONS ACTING IN CONCERT(PAC) WITH THEM	NUMBER OF SHARES	SHARES AS A PERCENTAGE OF TOTAL NUMBER OF SHARES {i.e. GRAND TOTAL (A)+(B)+(C) INDICATED IN STATEMENT AT PARA (I)(a) ABOVE }	PAN	NUMBER OF WARRANTS HELD	AS A % TOTAL NUMBER OF WARRANTS OF THE SAME CLASS	NUMBER OF CONVERTIBLE SECURITIES HELD	% W .R.T TOTAL NUMBER OF CONVERTIBLE SECURITIES OF THE SAME CLASS	TOTAL SHARES (INCLUDING UNDERLYING SHARES ASSUMING FULL CONVERSION OF WARRANTS AND CONVERTIBLE SECURITIES) AS A % OF DILUTED SHARE CAPITAL
		0		0					0
	Total :	0		0					0

6/10



(I)(d) Statement showing details of locked-in shares

Sr. No.	Name of the shareholder	Number of locked-in shares	Locked-in shares as a percentage of total number of shares {i.e., Grand Total (A)+(B)+(C) indicated in Statement at para (I)(a) above}
1	NIL	0	0.00
TOTAL		0	0.00

7/10



(II)(a) Statement showing details of Depository Receipts (DRs)

Sr. No.	Type of outstanding DR (ADRs, GDRs, SDRs, etc.)	Number of outstanding DRs	Number of shares underlying outstanding DRs	Shares underlying outstanding DRs as a percentage of total number of shares {i.e., Grand Total (A)+(B)+(C) indicated in Statement at para (I)(a) above}
1	NIL			0.00
TOTAL		0	0	0.00

8/10



(II)(b) Statement showing holding of Depository Receipts (DRs), where underlying shares held by "promoter/promoter group" are in excess of 1% of the total number of shares

Sr. No.	Name of the DR Holder	Type of outstanding DR (ADRs, GDRs, SDRs, etc.)	Number of shares underlying outstanding DRs	Shares underlying outstanding DRs as a percentage of total number of shares {i.e., Grand Total (A)+(B)+(C) indicated in Statement at para (I)(a) above}
1	NIL			0.00
TOTAL				0.00



9/107

Man Industries (India) Limited


(III)(a): STATEMENT SHOWING THE VOTING PATTERN OF SHAREHOLDERS, IF MORE THAN ONE CLASS OF SHAREHOLDERS / SECURITIES ARE ISSUED BY THE ISSUER

Given description of the voting rights for each class

Class (X),
Class (Y),
Class (Z),

NOT APPLICABLE

Category code	Category of Shareholder	NO. OF VOTING RIGHTS HELD IN EACH CLASS OF SECURITIES			TOTAL VOTING RIGHTS	TOTAL VOTING RIGHTS i.e. (VI)	
		CLASS (X)	CLASS (Y)	CLASS (Z)	(III+IV+V)	As a percentage of (A+B) (VII)	As a percentage of (A+B+C) (VIII)
(I)	(II)	(III)	(IV)	(V)	(VI)	(VII)	(VIII)
(A)	PROMOTER AND PROMOTER GROUP						
[1]	INDIAN						
a.	INDIVIDUALS / HINDU UNDIVIDED FAMILY						
b.	CENTRAL GOVERNMENT / STATE GOVERNMENT(S)						
c.	BODIES CORPORATE						
d.	FINANCIAL INSTITUTIONS / BANKS						
e.	ANY OTHER (SPECIFY)						
	Sub Total (A)(1)						
[2]	FOREIGN						
a.	INDIVIDUALS (NON-RESIDENT INDIVIDUALS / FOREIGN INDIVIDUALS)						
b.	BODIES CORPORATE						
c.	INSTITUTIONS						
d.	ANY OTHER (SPECIFY)						
	Sub Total						
	Total (A)(2)						
	TOTAL SHAREHOLDING OF PROMOTER AND PROMOTER GROUP (A)=(A)(1)+(A)(2)						
(B)	PUBLIC SHAREHOLDING						
[1]	INSTITUTIONS						
a.	MUTUAL FUNDS / UTI						
b.	FINANCIAL INSTITUTIONS / BANKS						
c.	CENTRAL GOVERNMENT / STATE GOVERNMENT(S)						
d.	VENTURE CAPITAL FUNDS						
e.	INSURANCE COMPANIES						
f.	FOREIGN INSTITUTIONAL INVESTORS						
g.	FOREIGN VENTURE CAPITAL INVESTORS						
h.	ANY OTHER (SPECIFY)						
	Sub Total (B)(1)						
[2]	NON-INSTITUTIONS						
a.	BODIES CORPORATE						
b.	I. INDIVIDUAL SHAREHOLDERS HOLDING NOMINAL SHARE CAPITAL UPTO RS. 1 LAKH.						
	II. INDIVIDUAL SHAREHOLDERS HOLDING NOMINAL SHARE CAPITAL IN EXCESS OF RS. 1 LAKH						
c.	ANY OTHER (SPECIFY)						
	Sub Total (B)(2)						
	TOTAL PUBLIC SHAREHOLDING (B)=(B)(1)+(B)(2)						
	Total (A)+(B)						
(C)	SHARES HELD BY CUSTODIANS AND AGAINST WHICH DEPOSITORY RECEIPTS HAVE BEEN ISSUED						
	Total (C)						
	GRAND TOTAL (A)+(B)+(C)						



10/10