


Shareholding Pattern under Regulation 31 of SEBI (Listing Obligations and Disclosure Requirements) Regulations, 2015

1.	Name of Listed Entity: Man Industries (India) Limited
2.	Scrip Code/Name of Scrip/Class of Security: 513269
3.	Share Holding Pattern Filed under: Reg. 31(1)(a)/Reg. 31(1)(b)/Reg.31(1)(c)
	a. If under 31(1)(b) then indicate the report for Quarter ending 31-03-2018
	b. If under 31(1)(c) then indicate date of allotment/extinguishment
4.	Declaration: The Listed entity is required to submit the following declaration to the extent of submission of information:-

	Particulars	Yes*	No*
1	Whether the Listed Entity has issued any partly paid up shares?		No
2	Whether the Listed Entity has issued any Convertible Securities or Warrants?		No
3	Whether the Listed Entity has any shares against which depository receipts are issued?		No
4	Whether the Listed Entity has any shares in locked-in?		No
5	Whether any shares held by promoters are pledge or otherwise encumbered?	Yes	

* If the Listed Entity selects the option 'No' for the questions above, the columns for the partly paid up shares, Outstanding Convertible Securities/Warrants, depository receipts, locked-in shares, No of shares pledged or otherwise encumbered by promoters, as applicable, shall not be displayed at the time of dissemination on the Stock Exchange website. Also wherever there is 'No' declared by Listed Entity in above table the values will be considered as 'Zero' by default on submission of the format of holding of specified securities.



Man Industries (India) Limited

Table I - Summary Statement holding of specified securities

Category	Category of shareholder	Nos. of shareholders	No. of fully paid up equity shares held	No. of Partly paid-up equity shares held	No. of shares underlying Depository Receipts	Total nos. shares held	Shareholding as a % of total no. of shares (calculated as per SCRR, 1957)	Number of Voting Rights held in each class of securities			No. of Shares Underlying Outstanding convertible securities	Shareholding, as a % assuming full conversion of convertible securities	Number of Locked in shares		Number of Shares pledged or otherwise encumbered		Number of equity shares held in dematerialised form	
								No of Voting Rights					Total as a % of (A+B+C)	No. (a)	As a % of total Shares held(b)	No. (a)		As a % of total Shares held(b)
								Class eg: X	Class eg: y	Total								
(I)	(II)	(III)	(IV)	(V)	(VI)	(VII) =	(VIII) As a	(IX)			(X)	(XI)=	(XII)		(XIII)	(XIV)		
(A)	Promoter & Promoter Group	11	25215424	0	0	25215424	44.1577	25215424	0	25215424	44.1577	0	0.0000	6742658	26.740200	25215424		
(B)	Public	27474	31887631	0	0	31887631	55.8423	31887631	0	31887631	55.8423	0	0.0000	NA	NA	30892679		
(C)	Non Promoter - Non Public												0.0000	NA	NA			
(C1)	Shares Underlying DRs	0	0	0	0	0	0.0000	0	0	0	0.0000	0	0.0000	NA	NA	0		
(C2)	Shares Held By Employee Trust	0	0	0	0	0	0.0000	0	0	0	0.0000	0	0.0000	NA	NA	0		
	Total	27485	57103055	0	0	57103055	100.0000	57103055	0	57103055	100.0000	0	0.0000	6742658	11.907800	56108103		



Man Industries (India) Limited


Table II - Statement showing shareholding pattern of the Promoter and Promoter Group

Category & Name of the shareholders	PAN	Nos. of shareholders	No. of fully paid up equity shares held	Partly paid-up equity shares held	No. of shares underlying Depository Receipts	Total nos. shares held	Shareholding % calculated as per SCRR, 1957 As a % of (A+B+C2)	Number of Voting Rights held in each class of securities			No. of Shares Underlying Outstanding convertible securities	Shareholding, as a % assuming full conversion of convertible securities	Number of Locked in shares		Number of Shares pledged or otherwise encumbered		Number of equity shares held in dematerialised form	
								No. of Voting Rights		Total as a % of (A+B+C)			No. (a)	As a % of total Shares held(b)	No. (a)	As a % of total Shares held(b)		
								Class eq: X	Class eq: Y									(X)
1	Indian																	
(a)	Individuals / Hindu Undivided Family		6	19578864	0	0	19578864	34.2869	19578864	0	19578864	34.2869	0	0.0000	6442658	32.9062	19578864	
	Rameshchandra Mansukhani	AACPM2146H	1	12887601	0	0	12887601	22.5690	12887601	0	12887601	22.5690	0	0.0000	4270000	33.1326	12887601	
	Nikhil Mansukhani	AACPM2145E	1	3344081	0	0	3344081	5.8562	3344081	0	3344081	5.8562	0	0.0000	500000	14.9518	3344081	
	Jagdishchandra Jhamaklal Mansukhani	AACPM2147G	1	2367798	0	0	2367798	4.1465	2367798	0	2367798	4.1465	0	0.0000	1672658	70.6419	2367798	
	Deepadevi Rameshchandra Mansukhani	AAHPM0924A	1	905604	0	0	905604	1.5859	905604	0	905604	1.5859	0	0.0000	0	0.0000	905604	
	Rameshchandra Mansukhani	AAHR4418R	1	72200	0	0	72200	0.1264	72200	0	72200	0.1264	0	0.0000	0	0.0000	72200	
	Anita Jagdishchand Mansukhani	AAHPM0923H	1	1580	0	0	1580	0.0028	1580	0	1580	0.0028	0	0.0000	0	0.0000	1580	
(b)	Central Government / State Government(s)		0	0	0	0	0.0000	0	0	0	0.0000	0	0.0000	0	0.0000	0	0.0000	
(c)	Financial Institutions / Banks		0	0	0	0	0.0000	0	0	0	0.0000	0	0.0000	0	0.0000	0	0.0000	
(d)	Any Other (Specify)		4	5433131	0	0	5433131	9.5146	5433131	0	5433131	9.5146	0	0.0000	100000	1.8406	5433131	
	Bodies Corporate		4	5433131	0	0	5433131	9.5146	5433131	0	5433131	9.5146	0	0.0000	100000	1.8406	5433131	
	Man Finance Ltd	AAHCM6681R	1	3132834	0	0	3132834	5.4863	3132834	0	3132834	5.4863	0	0.0000	100000	3.1920	3132834	
	Man Global Ltd	AAECM2986J	1	1845012	0	0	1845012	3.2310	1845012	0	1845012	3.2310	0	0.0000	0	0.0000	1845012	
	Man Steel And Power Limited	AAECM7199K	1	454391	0	0	454391	0.7957	454391	0	454391	0.7957	0	0.0000	0	0.0000	454391	
	Jpa Solutions Private Limited	AABCJ7151K	1	894	0	0	894	0.0016	894	0	894	0.0016	0	0.0000	0	0.0000	894	
	Sub Total (A)(1)		10	25011995	0	0	25011995	43.8015	25011995	0	25011995	43.8015	0	0.0000	6542658	26.1581	25011995	
2	Foreign																	
(a)	Individuals (Non-Resident Individuals / Foreign Individuals)		1	203429	0	0	203429	0.3562	203429	0	203429	0.3562	0	0.0000	200000	98.3144	203429	
	Priyal Mansukhani	AUDPM9949B	1	203429	0	0	203429	0.3562	203429	0	203429	0.3562	0	0.0000	200000	98.3144	203429	
(b)	Government		0	0	0	0	0.0000	0	0	0	0.0000	0	0.0000	0	0.0000	0	0.0000	
(c)	Institutions		0	0	0	0	0.0000	0	0	0	0.0000	0	0.0000	0	0.0000	0	0.0000	
(d)	Foreign Portfolio Investor		0	0	0	0	0.0000	0	0	0	0.0000	0	0.0000	0	0.0000	0	0.0000	
(e)	Any Other (Specify)		0	0	0	0	0.0000	0	0	0	0.0000	0	0.0000	0	0.0000	0	0.0000	
	Sub Total (A)(2)		1	203429	0	0	203429	0.3562	203429	0	203429	0.3562	0	0.0000	200000	98.3144	203429	
	Total Shareholding Of Promoter And Promoter Group (A)=(A)(1)+(A)(2)		11	25215424	0	0	25215424	44.1577	25215424	0	25215424	44.1577	0	0.0000	6742658	26.7402	25215424	

Details of Shares which remain unclaimed may be given hear along with details such as number of shareholders, outstanding shares held in demat/unclaimed suspense account, voting rights which are frozen etc.

Note :

- (1) PAN would not be displayed on website of Stock Exchange(s)
- (2) The term 'Encumbrance' has the same meaning as assigned under regulation 28(3) of SEBI (Substantial Acquisition of Shares and Takeovers) Regulations, 2011.



Man Industries (India) Limited

Table III - Statement showing shareholding pattern of the Public shareholder

Category & Name of the shareholders (I)	PAN (II)	Nos. of shareholders (III)	No. of fully paid up equity shares held (IV)	Partly paid-up equity shares held (V)	No. of shares underlying Depository Receipts (VI)	Total nos. shares held (VII) = (VI) + (V)	Shareholding % calculated as per SCRR, 1957 As a % of (A+B+C2) (VIII) As a %	Number of Voting Rights held in each class of securities			No. of Shares Underlying Outstanding convertible securities (X)	Conversion, as a % assuming full conversion of convertible securities (XI) = (X) / (VII) * 100	Number of Locked in shares		Number of Shares pledged or otherwise encumbered		Number of equity shares held in dematerialised form (XIV)	
								No of Voting Rights					Total as a % of (A+B+C)	No. (a)	As a % of total Shares held (b)	No. (a)		As a % of total Shares held (b)
								Class eg: X	Class eg: Y	Total (IX)								
1																		
(a) Institutions																		
(a) Mutual Fund		1	200	0	0	200	0.0004	200	0	200	0.0004	0	0.0004	0	0.0000	NA	NA	200
(b) Venture Capital Funds		0	0	0	0	0	0.0000	0	0	0	0.0000	0	0.0000	0	0.0000	NA	NA	0
(c) Alternate Investment Funds		0	0	0	0	0	0.0000	0	0	0	0.0000	0	0.0000	0	0.0000	NA	NA	0
(d) Foreign Venture Capital Investors		0	0	0	0	0	0.0000	0	0	0	0.0000	0	0.0000	0	0.0000	NA	NA	0
(e) Foreign Portfolio Investor		6	2044896	0	0	2044896	3.5811	2044896	0	2044896	3.5811	0	0.0000	0	0.0000	NA	NA	2044896
Aspire Emerging Fund	AALCA5544M	1	775684	0	0	775684	1.3584	775684	0	775684	1.3584	0	0.0000	0	0.0000	NA	NA	775684
Grovsnor Investment Fund Ltd	AADCG9900H	1	762101	0	0	762101	1.3346	762101	0	762101	1.3346	0	0.0000	0	0.0000	NA	NA	762101
(f) Financial Institutions / Banks		6	63775	0	0	63775	0.1117	63775	0	63775	0.1117	0	0.0000	0	0.0000	NA	NA	59775
(g) Insurance Companies		1	112139	0	0	112139	0.1964	112139	0	112139	0.1964	0	0.0000	0	0.0000	NA	NA	112139
(h) Provident Funds/ Pension Funds		0	0	0	0	0	0.0000	0	0	0	0.0000	0	0.0000	0	0.0000	NA	NA	0
(i) Any Other (Specify)		0	0	0	0	0	0.0000	0	0	0	0.0000	0	0.0000	0	0.0000	NA	NA	0
Sub Total (B)(1)		14	2221010	0	0	2221010	3.8895	2221010	0	2221010	3.8895	0	0.0000	0	0.0000	NA	NA	2217010
Central Government/ State Government(s)/ President of India		0	0	0	0	0	0.0000	0	0	0	0.0000	0	0.0000	0	0.0000	NA	NA	0
Sub Total (B)(2)		0	0	0	0	0	0.0000	0	0	0	0.0000	0	0.0000	0	0.0000	NA	NA	0
3 Non-Institutions																		
(a) Individuals																		
i. Individual shareholders holding nominal share capital up to Rs. 2 lakhs.		25698	12853358	0	0	12853358	22.5091	12853358	0	12853358	22.5091	0	0.0000	0	0.0000	NA	NA	11980206
ii. Individual shareholders holding nominal share capital in excess of Rs. 2 lakhs.		32	4169676	0	0	4169676	7.3020	4169676	0	4169676	7.3020	0	0.0000	0	0.0000	NA	NA	4169676
Vijaykumar Mangtaram Khemani	AGFPK2444R		936934	0	0	936934	1.6408	936934	0	936934	1.6408	0	0.0000	0	0.0000	NA	NA	936934
(b) NBFCs registered with RBI		0	0	0	0	0	0.0000	0	0	0	0.0000	0	0.0000	0	0.0000	NA	NA	0
(c) Employee Trusts		0	0	0	0	0	0.0000	0	0	0	0.0000	0	0.0000	0	0.0000	NA	NA	0
(d) Overseas Depositories(holding DRs) (balancing figure)		0	0	0	0	0	0.0000	0	0	0	0.0000	0	0.0000	0	0.0000	NA	NA	0
(e) Any Other (Specify)		1730	12643587	0	0	12643587	22.1417	12643587	0	12643587	22.1417	0	0.0000	0	0.0000	NA	NA	12525787
IEPF		1	399145	0	0	399145	0.6990	399145	0	399145	0.6990	0	0.0000	0	0.0000	NA	NA	399145
Trusts		3	50682	0	0	50682	0.0888	50682	0	50682	0.0888	0	0.0000	0	0.0000	NA	NA	50682
Hindu Undivided Family		655	1279099	0	0	1279099	2.2400	1279099	0	1279099	2.2400	0	0.0000	0	0.0000	NA	NA	1279099
Foreign Companies		1	1818181	0	0	1818181	3.1840	1818181	0	1818181	3.1840	0	0.0000	0	0.0000	NA	NA	1818181
Kobe Steel Ltd	AADCK9859M	1	1818181	0	0	1818181	3.1840	1818181	0	1818181	3.1840	0	0.0000	0	0.0000	NA	NA	1818181
Non Resident Indians (Non Repat)		140	215211	0	0	215211	0.3789	215211	0	215211	0.3789	0	0.0000	0	0.0000	NA	NA	215211
Other Directors		1	2361511	0	0	2361511	4.1355	2361511	0	2361511	4.1355	0	0.0000	0	0.0000	NA	NA	2361511
Heena Vinay Kalantri	AACPM2144F	1	2361511	0	0	2361511	4.1355	2361511	0	2361511	4.1355	0	0.0000	0	0.0000	NA	NA	2361511
Non Resident Indians (Repat)		447	1143723	0	0	1143723	2.0029	1143723	0	1143723	2.0029	0	0.0000	0	0.0000	NA	NA	1026923
Clearing Member		148	611111	0	0	611111	1.0702	611111	0	611111	1.0702	0	0.0000	0	0.0000	NA	NA	611111
Bodies Corporate		336	4764924	0	0	4764924	8.3444	4764924	0	4764924	8.3444	0	0.0000	0	0.0000	NA	NA	4763924
Adesh Ventures Lip	ABAF9745P	1	887863	0	0	887863	1.5548	887863	0	887863	1.5548	0	0.0000	0	0.0000	NA	NA	887863
Sub Total (B)(3)		27460	29666621	0	0	29666621	51.9528	29666621	0	29666621	51.9528	0	0.0000	0	0.0000	NA	NA	28675669
Total Public Shareholding (B) = (B)(1)+(B)(2)+(B)(3)		27474	31887631	0	0	31887631	55.8423	31887631	0	31887631	55.8423	0	0.0000	0	0.0000	NA	NA	30892679

Details of the shareholders acting as persons in Concert including their Shareholding (No. and %):

No. of shareholders	No. of Shares


Details of Shares which remain unclaimed may be given hear along with details such as number of shareholders, outstanding shares held in demat/unclaimed suspense account, voting rights which are frozen etc.

Note :

(1) PAN would not be displayed on website of Stock Exchange(s).

(2) The above format needs to disclose name of all holders holding more than 1% of total number of shares

(3) W.r.t. the information pertaining to Depository Receipts, the same may be disclosed in the respective columns to the extent information available and the balance to be disclosed as held by custodian.



Man Industries (India) Limited

Table IV - Statement showing shareholding pattern of the Non Promoter- Non Public shareholder

	Category & Name of the shareholders	PAN	Nos. of shareholders	No. of fully paid up equity shares held	Partly paid-up equity shares held	No. of shares underlying Depository Receipts	Total nos. shares held	Shareholding % calculated as per SCRR, 1957 As a % of (A+B+C2)	Number of Voting Rights held in each class of securities			No. of Shares Underlying Outstanding convertible securities	Shareholding, as a % assuming full conversion of convertible securities	Number of Locked in shares		Number of Shares pledged or otherwise encumbered		Number of equity shares held in dematerialised form	
									No of Voting Rights					Total as a % of (A+B+C)	No. (a)	As a % of total Shares held(b)	No. (a)		As a % of total Shares held(b)
									Class eg: X	Class eg: Y	Total								
	(i)	(ii)	(iii)	(iv)	(v)	(vi)	(vii) =	(viii) As a	(ix)	(x)	(xi) =	(xii)	(xiii)	(xiv)					
1	Custodian/DR Holder		0	0	0	0	0	0.0000	0	0	0	0.0000	0	0.0000	NA	NA	0		
2	Employee Benefit Trust (under SEBI (Share based Employee Benefit) Regulations, 2014)		0	0	0	0	0	0.0000	0	0	0	0.0000	0	0.0000	NA	NA	0		
	Total Non-Promoter- Non Public Shareholding (C)= (C)(1)+(C)(2)		0	0	0	0	0	0.0000	0	0	0	0.0000	0	0.0000	NA	NA	0		

Note :

- (1) PAN would not be displayed on website of Stock Exchange(s).
- (2) The above format needs to disclose name of all holders holding more than 1% of total number of shares
- (3) W.r.t. the information pertaining to Depository Receipts, the same may be disclosed in the respective columns to the extent information available and the balance to be disclosed as held by custodian.

